

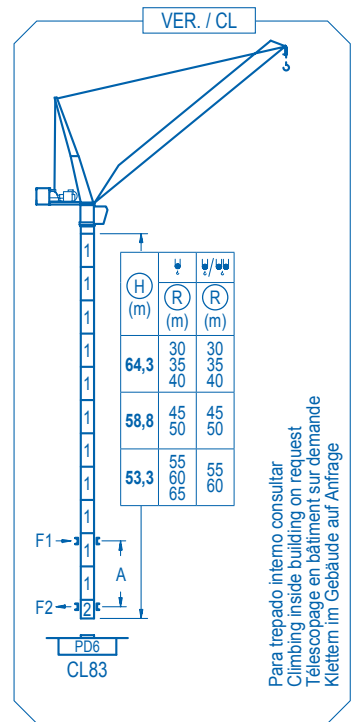
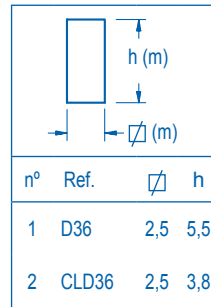
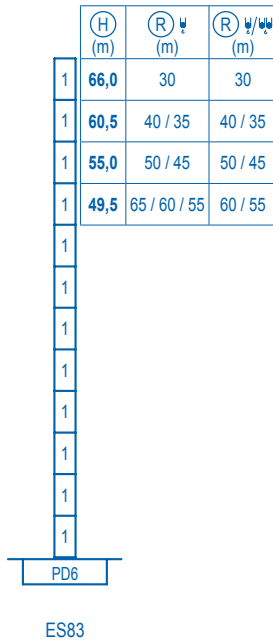
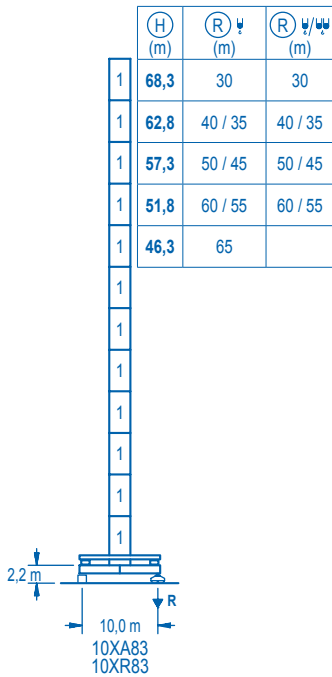
R (max) m	H1 m	R (min) m	H2 m	Rfs m
65	23,9	5,7	68	30
60	22,6	5,3	63	27
55	21,3	5,5	58	25
50	20,0	4,9	53	23
45	18,7	4,7	48	21
40	17,3	3,9	43	19
35	16,0	4,3	38	19
30	14,6	3,1	33	19

R	30	35	40	45	50	55	60	65	m	kg
18000	12000	12000	13000	11000	9000	7500	6000	4700	☺	kg
									☺/☺	kg

CE EN 14439 (C/25)

R (m)	ψ	RCmax (m)	25	30	35	40	45	50	55	60	65	↔(m) ↓(kg)
65	28,0		12000	11160	9440	8150	7150	6350	5700	5150	4700	
60	33,5			12000	11290	9820	8680	7760	7010	6400		
55	38,0				12000	11330	9930	8810	7900			
50	40,5					12000	10810	9400				
45	43,0						12000	11000				
40	40,0							12000				
35	35,0				12000							
30	30,0		12000									

R (m)	ψ/☺	RCmax (m)	15	20	25	30	35	40	45	50	55	60	↔(m) ↓(kg)
60	16,5	24000	19620	15510	12780	10830	9380	8245	7340	6610	6000		
55	20,0		24000	18560	15080	12650	10860	9480	8390	7500			
50	22,0		24000	20570	16560	13800	11780	10230	9000				
45	21,0		24000	20390	16840	14320	12440	11000					
40	23,0		24000	21880	17890	15080	13000						
35	24,0		24000	23770	19200	16000							
30	23,0		24000	22320	18000								



Para trepado interno consultar
Climbing inside building on request
Téléscopage en bâtiment sur demande
Klettern im Gebäude auf Anfrage

R. máx.	En servicio In operation En service In Betrieb	10XR83..... 170,9 t
----------------	---	---------------------

R. máx.	Fuera de servicio Out of service Hors service Ausser Betrieb	10XR83..... 249,2 t
----------------	---	---------------------

Para otras zonas de viento o alturas superiores consultar
For other wind zones or additional hook heights on request
Pour d'autres zones de vent ou des hauteurs supplémentaires sur demande
Für andere Windzonen oder weiteren Hakenhöhen auf Anfrage

10XA83						
R	65	60/55	50/45	40/35	30	
Amax	35,3	40,8	46,3	51,8	57,3	
Bmax	-	27,5	-	33,0	-	38,5
Cmax	38,5	33,0	38,5	33,0	44,0	44,0
Hmax	73,8	95,8	79,3	101,3	90,3	117,8
				95,8	128,8	106,8
					145,3	

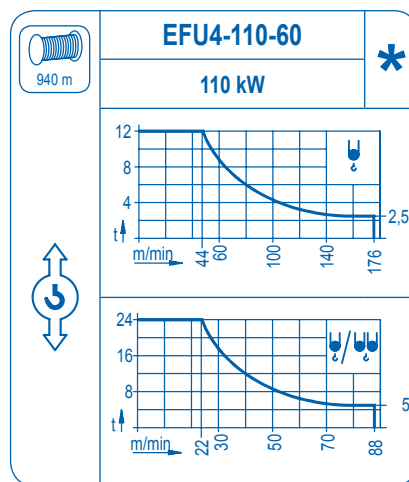
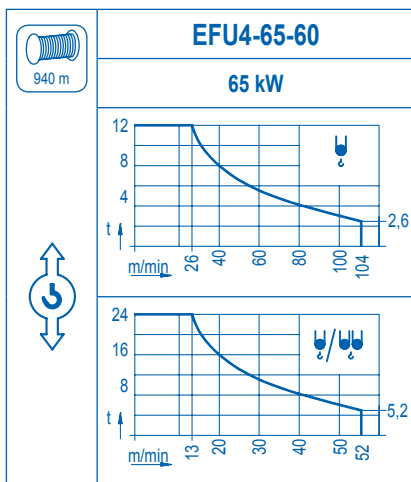
ES83				
R	65/60/55	50/45	40/35	30
Amax	38,5	44,0	49,5	55,0
Bmax	-	27,5	-	33,0
Cmax	38,5	33,0	44,0	44,0
Hmax	77,0	99,0	88,0	115,5
				93,5
				126,5
				104,5
				143,0

	AFU2-110-45
	110 kW
2 min	

	GR-12
	4 x 120 Nm
0 ⇄ 0,7 rpm	

	TRA-10
	2 x 100 Nm
0 ⇄ 20 m/min	

	TRA-10VC	*
	2 x 100 Nm	
0 ⇄ 20 m/min		



Tensión de alimentación Operating voltage Tension de service Betriebsspannung	400 V 3 ph 50 Hz
--	------------------------

Opcional Optional En option Kaufoption	*
---	---



Tel.: (34) 948 335 020
Fax: (34) 948 330 810
e-mail: info@comansa.com
www.comansa.com

Polígono Urbizkain
E-31620 HUARTE-PAMPLONA.- SPAIN

DS.1002.01	01/10	LCL 500 24 t
------------	-------	--------------