

1600 Series

DIAGRAMA DE CARGAS

Load chart / Diagramme de charges / Lastdiagramm / Diagramma di carico / Диаграмма распределения нагрузки

R (ft)	👤					👤																
213.3	46.9	55.8	65.6	72.2	82.0	86.0	98.4	105.0	114.8	121.4	131.2	137.8	147.6	154.2	164.0	170.6	180.4	187.0	196.9	203.4	213.3	ft
	26,460	21,720	18,060	16,180	13,980	13,230	11,310	10,470	9,410	8,820	8,020	7,560	6,940	6,570	6,080	5,780	5,380	5,140	4,780	4,590	4,300	lb
196.9	51.8	55.8	65.6	72.2	82.0	88.6	95.5	105.0	114.8	121.4	131.2	137.8	147.6	154.2	164.0	170.6	180.4	187.0	196.9	ft		
	26,460	24,380	20,280	18,210	15,740	14,420	13,230	11,840	10,670	9,990	9,100	8,600	7,890	7,500	6,940	6,610	6,170	5,890	5,510	lb		
180.4	57.4	65.6	72.2	82.0	88.6	98.4	106.3	114.8	121.4	131.2	137.8	147.6	154.2	164.0	170.6	180.4	ft					
	26,460	22,840	20,500	17,770	16,270	14,440	13,230	12,080	11,330	10,340	9,770	8,990	8,550	7,940	7,560	7,050	lb					
164.0	62.7	72.2	82.0	88.6	98.4	105.0	115.8	121.4	131.2	137.8	147.6	154.2	164.0	ft								
	26,460	22,600	19,580	17,950	15,940	14,810	13,230	12,540	11,460	10,820	9,990	9,480	8,820	lb								
147.6	64.6	72.2	82.0	88.6	98.4	105.0	114.8	119.4	131.2	137.8	147.6	ft										
	26,460	23,370	20,260	18,580	16,490	15,340	13,840	13,230	11,880	11,220	10,360	lb										
131.2	65.6	72.2	82.0	88.6	98.4	105.0	114.8	121.7	131.2	ft												
	26,460	23,810	20,660	18,940	16,820	15,650	14,130	13,230	12,130	lb												
114.8	67.3	72.2	82.0	88.6	98.4	105.0	114.8	ft														
	26,460	24,490	21,250	19,490	17,330	16,090	14,550	lb														
98.4	66.3	72.2	82.0	88.6	98.4	ft																
	26,460	24,030	20,830	19,110	16,980	lb																

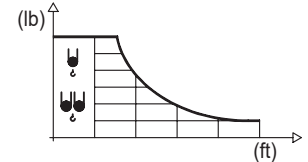
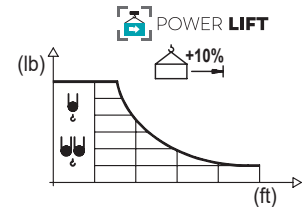


DIAGRAMA DE CARGAS POWERLIFT

Load chart PowerLift / Diagramme de charges PowerLift / Lastdiagramm PowerLift / Diagramma di carico PowerLift / Диаграмма распределения нагрузки PowerLift

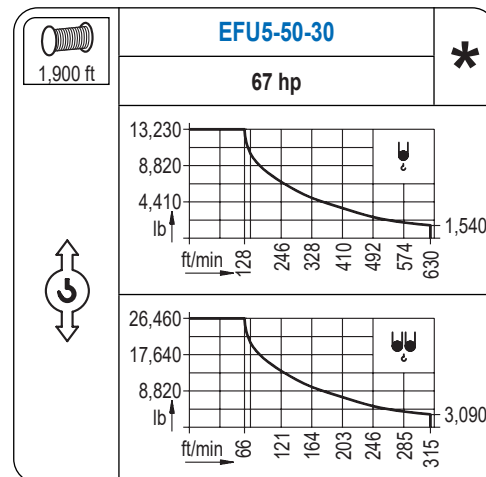
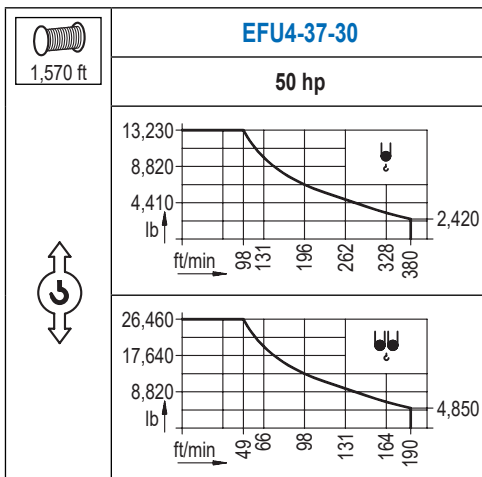
R (ft)	👤					👤																
213.3	50.2	55.8	65.6	72.2	82.0	92.2	98.4	105.0	114.8	121.4	131.2	137.8	147.6	154.2	164.0	170.6	180.4	187.0	196.9	203.4	213.3	ft
	26,460	23,430	19,490	17,500	15,120	13,230	12,260	11,380	10,230	9,570	8,730	8,220	7,560	7,160	6,640	6,310	5,890	5,620	5,250	5,030	4,720	lb
196.9	55.8	65.6	72.2	82.0	88.6	102.7	105.0	114.8	121.4	131.2	137.8	147.6	154.2	164.0	170.6	180.4	187.0	196.9	ft			
	26,460	22,000	19,750	17,110	15,670	13,230	12,900	11,620	10,890	9,940	9,390	8,640	8,200	7,610	7,250	6,770	6,460	6,060	lb			
180.4	62.0	72.2	82.0	88.6	98.4	105.0	114.8	121.4	131.2	137.8	147.6	154.2	164.0	170.6	180.4	ft						
	26,460	22,330	19,360	17,750	15,740	14,640	13,230	12,390	11,330	10,690	9,880	9,370	8,710	8,310	7,760	lb						
164.0	67.9	72.2	82.0	88.6	98.4	105.0	114.8	125.7	131.2	137.8	147.6	154.2	164.0	ft								
	26,460	24,650	21,380	19,620	17,440	16,200	14,640	13,230	12,570	11,880	10,980	10,430	9,700	lb								
147.6	69.9	82.0	88.6	98.4	105.0	114.8	121.4	129.6	137.8	147.6	ft											
	26,460	22,160	20,330	18,080	16,800	15,190	14,260	13,230	12,350	11,400	lb											
131.2	71.2	82.0	88.6	98.4	105.0	114.8	121.4	131.2	ft													
	26,460	22,620	20,770	18,450	17,170	15,520	14,570	13,340	lb													
114.8	73.2	82.0	88.6	98.4	105.0	114.8	ft															
	26,460	23,300	21,380	19,030	17,700	16,010	lb															
98.4	71.9	82.0	88.6	98.4	ft																	
	26,460	22,880	21,010	18,670	lb																	



Datos válidos hasta 328 ft de ABG. Para alturas mayores consultar / Valid data up to 328 ft HUH. Additional heights on request / Données valables jusqu'à 328 ft HSC. Pour des autres hauteurs, merci de nous consulter / Gültige Daten bis zu 328 ft HH. Bei höheren Hakenhöhen nachfragen / Dati validi fino a 328 ft ASG. Per altezze superiori consultare Comansa / Допустимые данные до 328 фут ВПК. Для более высоких высот консультируйтесь

MECANISMOS

Mechanisms / Mécanismes / Antriebe / Meccanismi / Механизмы



MECANISMOS

Mechanisms / Mécanismes / Antriebe / Meccanismi / Механизмы

	CFU-7.5
	10 hp
0 ⇔ 308 ft/min	

	GFU-7.5
	2x 10 hp
0 ⇔ 0,7 rpm	

	TRA-7.5
	2x 55 ft·lb
	78 ft/min
	3XR52

	TRA-7.5
	2x 55 ft·lb
	78 ft/min
	5XR72

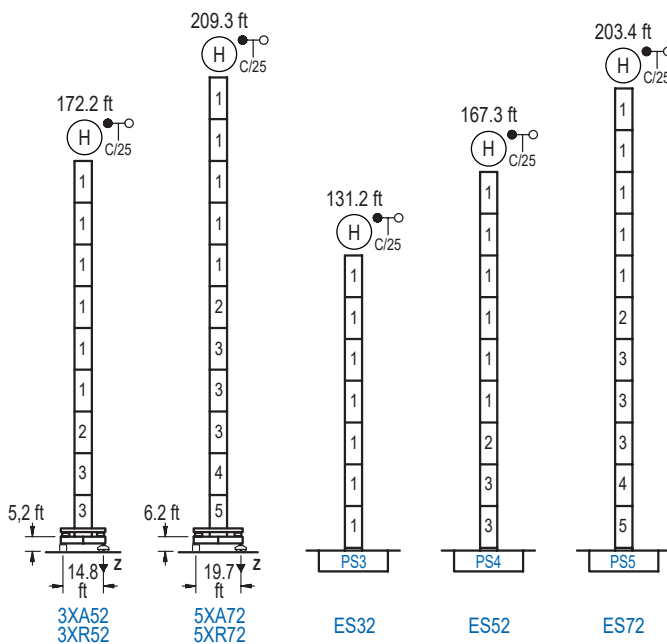
Elevación / Hoist / Levage / Hub / Sollevamento / Тип механизма (подъем)	Carro / Trolley / Chariot / Laufkatze / Carrello / Грузовая тележка	Giro / Slewing / Rotation / Drehbewegung / Rotazione / Поворот	Traslación / Travel / Translation / Verfahrbewegung / Traslazione / Ход	Tensión de alimentación / Operating voltage / Tension de service / Betriebsspannung / Tensione di alimentazione / Напряжение источника питания	Potencia requerida / Required power / Puissance requise / Benötigte Leistung / Potenza richiesta / требуемая мощность
EFU4-37-30	CFU-7.5	(2x) GFU-7.5	(2x) TRA-7.5	480 V	55 kVA
EFU5-50-30				3ph	68 kVA
				60 Hz	

Opcional / Optional / En option / Kaufoption / Opzionale / Опционально
*

ALTURAS BAJO GANCHO

Heights under hook / Hauteurs sous crochet / Hakenhöhen / Altezza sotto gancio / Высота под крюком

∅ 6.6 ft

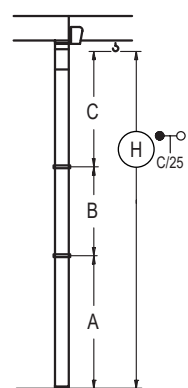


	n°	Ref.	∅	h
	1	S23	6.6	18.0
	2	TS24	6.6	18.0
	3	S24	6.6	18.0
	4	TS25	6.6	18.0
	5	S25	6.6	18.0
	1x S23 = 1x S23M			
	1x S25 = 1x S25M			

Z máx.	En servicio / In operation / En service / In Betrieb / In servizio / При работе	3XR52.. 220 kip 5XR72.. 214 kip
	Fuera de servicio / Out of service / Hors service / Ausser Betrieb / Fuori servizio / В стационарном состоянии	3XR52.. 254 kip 5XR72.. 295 kip

GRÚA ARRIOSTRADA

Braced crane / Grue à entretoisement / Abgespannter Kran / Gru ancorata / Нарастиваемый кран

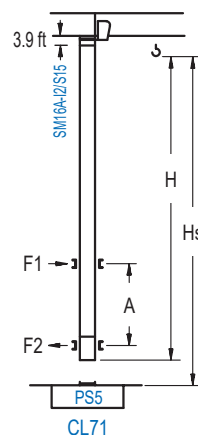


	3XA52	5XA72
A max	131.6	168.6
A min	59.4	96.6
B max	72.2	72.2
B min	54.1	54.1
C max	112.9	112.9
H max	244.4	316.6

	ES32	ES52	ES72
A max	123.4	126.6	162.7
A min	54.5	54.5	90.6
B max	72.2	72.2	72.2
B min	54.1	54.1	54.1
C max	112.9	112.9	112.9
H max	203.4	275.6	329.7

GRÚA TREPADORA

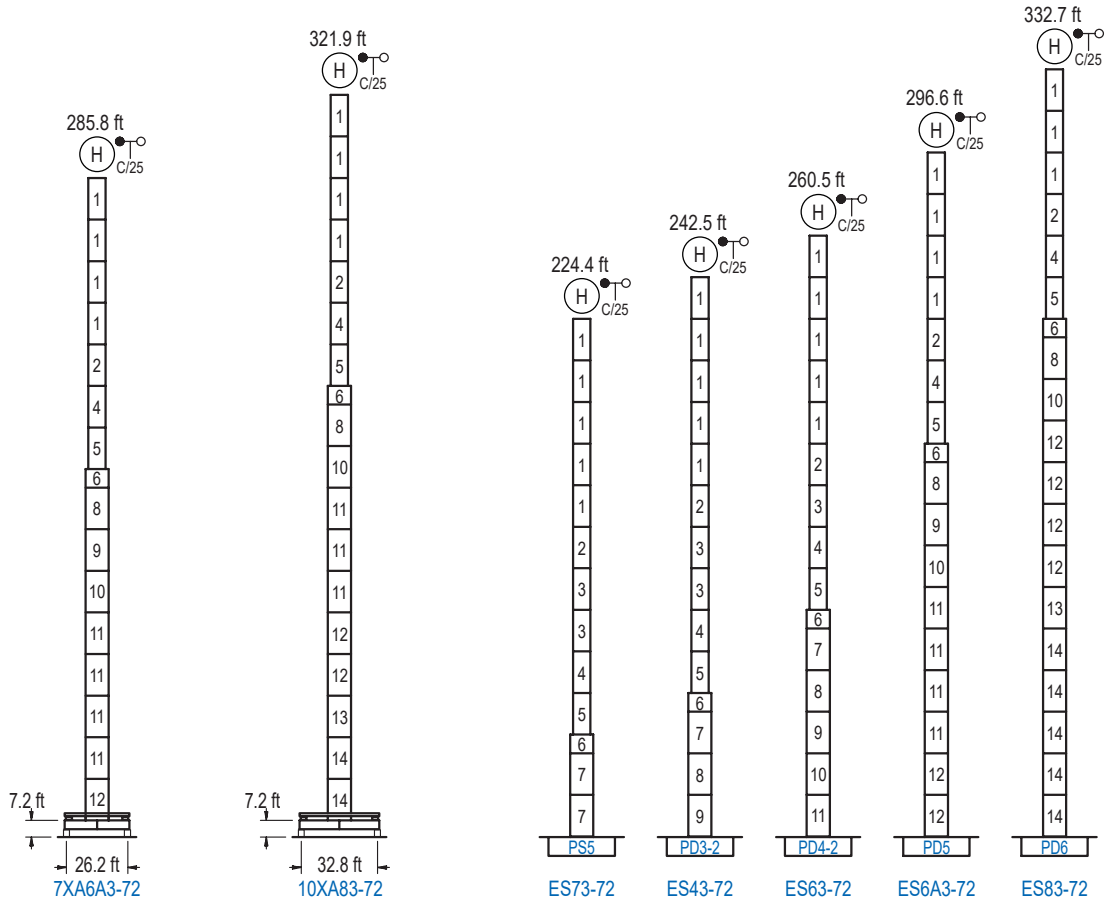
Internal climbing crane / Grue avec cage de télescopage intérieure / Kран mit klettern im Gebäude / Gru in rampante in cavedio / Кран с самоподъемом



	H	C/25	Hs < 1,310 ft	
			A max (ft)	A min (ft)
285.8 ft 8x S15 + CLS15-08			64.3	36.1
131.6 ft 7x S15 + CLS15-08			55.1	29.5
113.5 ft 6x S15 + CLS15-08			46.2	23.0

	h (ft)	
	∅ (ft)	
Ref.	∅	h
S15	5.2	18.0
CLS15-08	5.2	10.2
1x S15 = 1x S15M		

Otras zonas de viento, alturas superiores, arriostramientos o trepado interno consultar / Other wind zones, additional hook heights, tie frames or internal climbing on request / Autres zones de vent, des hauteurs supplémentaires, entretoisements ou grues avec cage de télescopage intérieure, sur demande / Andere Windzonen, weitere Hakenhöhen, Abspannungen zum Gebäude oder Klettern im Gebäude auf Anfrage / Per zone con velocità del vento particolari, altezze superiori, ancoraggi o rampante in cavedio, consultare il fabbricante / При других ветренных зонах, при большой высоте, привязках к зданию или наращивании крана внутри здания проконсультируйтесь с нами



n°	Ref.	Ø	h	n°	Ref.	Ø	h	n°	Ref.	Ø	h	n°	Ref.	Ø	h
1	S23	6.6	18.0	4	TS25	6.6	18.0	7	S35	8.2	18.0	11	D34	8.2	18.0
2	TS24	6.6	18.0	5	S25	6.6	18.0	8	TD33A	8.2	18.0	12	D35	8.2	18.0
3	S24	6.6	18.0	6	TMS35S25	8.2	3.3	9	D33	8.2	18.0	13	TD36B	8.2	18.0
								10	TD34	8.2	18.0	14	D36B	8.2	18.0
1x S23 = 1x S23M				1x S25 = 1x S25M				1x S35 = 1x S35M				1x D33 = 1x D33M			

Otras zonas de viento o alturas superiores consultar / Other wind zones or additional hook heights on request / Autres zones de vent ou des hauteurs supplémentaires sur demande / Andere Windzonen oder weitere Hakenhöhen auf Anfrage / Per zone con velocità del vento particolari o altezze superiori consultare il fabbricante / При других ветренных зонах о при большой высоте проконсультируйтесь с нами



DS.2108.12.IA 04/21 **16LC220/RC 26,460 lb**