

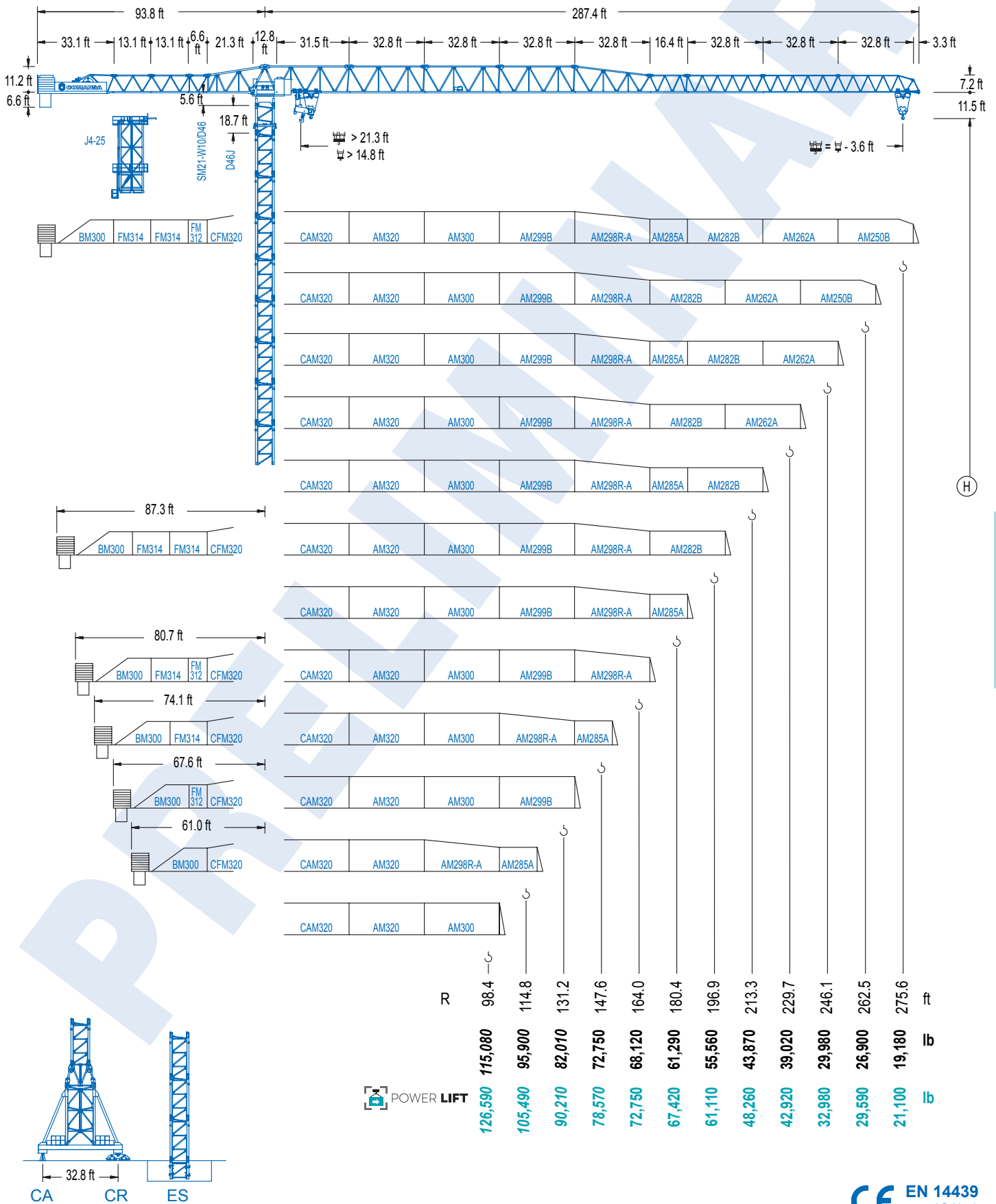


**COMANSA**

**2100 Series**

**21 LC 1400**

**145,500 lb**



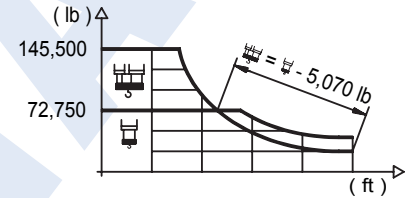
2100 Series

EN 14439 (C/25)

## DIAGRAMA DE CARGAS

Load chart / Diagramme de charges / Lastdiagramm / Diagramma di carico / Диаграмма распределения нагрузки

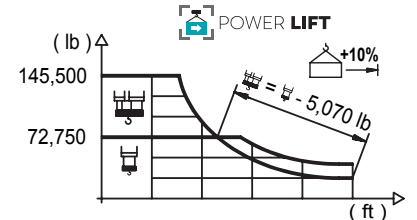
R (ft)	HSC										HSC							
278.9	50.2	59.1	65.6	75.5	87.9	91.5	114.8	131.2	147.6	164.0	180.4	196.9	213.3	229.7	246.1	262.5	278.9	ft
	145,500	119,180	104,700	88,140	72,750	72,750	56,040	47,990	41,820	36,930	32,960	29,670	26,920	24,560	22,510	20,750	19,180	lb
262.5		60.0	65.6	75.5	82.0	106.3	111.9	131.2	147.6	164.0	180.4	196.9	213.3	229.7	246.1	262.5		ft
		145,500	130,510	110,270	99,690	72,750	72,750	60,630	52,980	46,940	42,020	37,940	34,520	31,610	29,100	26,900		lb
246.1		61.0	65.6	75.5	82.0	108.3	114.5	131.2	147.6	164.0	180.4	196.9	213.3	229.7	246.1			ft
		145,500	133,600	112,920	102,120	72,750	72,750	62,350	54,500	48,280	43,230	39,070	35,560	32,560	29,980			lb
229.7			69.9	75.5	82.0	98.4	125.0	133.2	147.6	164.0	180.4	196.9	213.3	229.7				ft
			145,500	133,030	120,480	96,960	72,750	72,750	64,710	57,430	51,520	46,650	42,530	39,020				lb
213.3			71.5	75.5	82.0	98.4	127.6	136.5	147.6	164.0	180.4	196.9	213.3					ft
			145,500	136,510	123,680	99,560	72,750	72,750	66,670	59,190	53,130	48,100	43,870					lb
196.9					80.1	98.4	114.8	144.0	154.9	164.0	180.4	196.9						ft
					145,500	114,330	95,300	72,750	72,750	68,210	61,290	55,560						lb
180.4					80.1	98.4	114.8	143.4	154.9	164.0	180.4							ft
					145,500	113,910	94,930	72,750	72,750	68,210	61,290							lb
164.0					79.4	98.4	114.8	142.4	154.9	164.0								ft
					145,500	113,270	94,400	72,750	72,750	68,120								lb
147.6					79.1	98.4	114.8	141.7	147.6									ft
					145,500	112,520	93,760	72,750	72,750									lb
131.2					78.7	98.4	114.8	127.6										ft
					145,500	111,690	93,030	82,010										lb
114.8					78.1	82.0	98.4	111.2										ft
					145,500	137,370	110,830	95,900										lb
98.4					77.8	82.0	94.8											ft
					145,500	136,510	115,080											lb



## DIAGRAMA DE CARGAS POWERLIFT

Load chart PowerLift / Diagramme de charges PowerLift / Lastdiagramm PowerLift / Diagramma di carico PowerLift / Диаграмма распределения нагрузки PowerLift

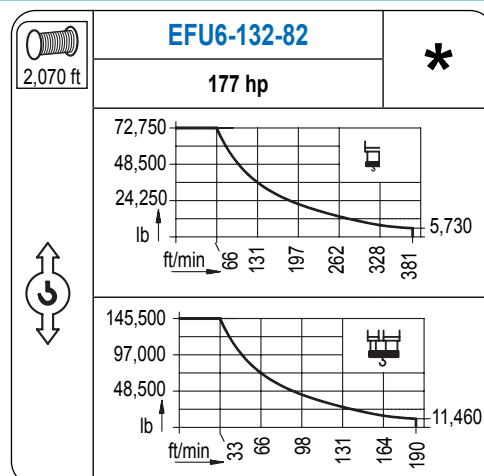
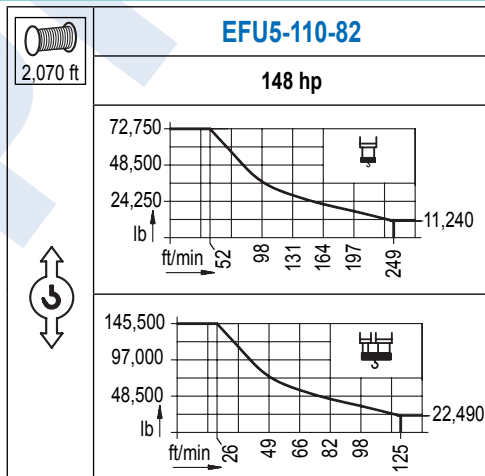
R (ft)	HSC										HSC							
278.9	53.5	59.1	65.6	75.5	94.2	98.1	114.8	131.2	147.6	164.0	180.4	196.9	213.3	229.7	246.1	262.5	278.9	ft
	145,500	128,970	113,400	95,590	72,750	72,750	60,870	52,180	45,520	40,230	35,960	32,410	29,430	26,900	24,690	22,770	21,100	lb
262.5			64.3	75.5	82.0	98.4	114.2	120.7	147.6	164.0	180.4	196.9	213.3	229.7	246.1	262.5		ft
			145,500	120,110	108,690	87,260	72,750	72,750	57,850	51,300	45,970	41,560	37,850	34,700	31,970	29,590		lb
246.1			65.6	75.5	82.0	98.4	116.8	123.7	147.6	164.0	180.4	196.9	213.3	229.7	246.1			ft
			145,500	123,170	111,490	89,550	72,750	72,750	59,590	52,840	47,380	42,840	39,040	35,780	32,980			lb
229.7				75.5	82.0	98.4	114.8	135.2	144.4	164.0	180.4	196.9	213.3	229.7				ft
				145,500	131,810	106,260	88,450	72,750	72,750	62,940	56,530	51,210	46,740	42,920				lb
213.3				77.1	82.0	98.4	114.8	138.5	148.3	164.0	180.4	196.9	213.3					ft
				145,500	135,450	109,260	90,980	72,750	72,750	64,950	58,330	52,870	48,260					lb
196.9					86.9	98.4	114.8	131.2	156.2	168.3	180.4	196.9						ft
					145,500	125,620	104,870	89,570	72,750	72,750	67,370	61,110						lb
180.4					86.6	98.4	114.8	131.2	155.8	168.6	180.4							ft
					145,500	125,270	104,560	89,310	72,750	72,750	67,420							lb
164.0					85.6	98.4	114.8	131.2	154.2	164.0								ft
					145,500	123,830	103,350	88,270	72,750	72,750								lb
147.6					85.3	98.4	114.8	131.2	144.0									ft
					145,500	123,190	102,820	87,810	78,570									lb
131.2					85.0	98.4	114.8	127.6										ft
					145,500	122,490	102,210	90,210										lb
114.8					84.6	98.4	111.2											ft
					145,500	121,760	105,490											lb
98.4					84.3	94.8												ft
					145,500	126,590												lb



Datos válidos hasta 328 ft de ABG. Para alturas mayores consultar / Valid data up to 328 ft HUH. Additional heights on request / Données valables jusqu'à 328 ft HSC. Pour des autres hauteurs, merci de nous consulter / Gültige Daten bis zu 328 ft HH. Bei höheren Hakenhöhen nachfragen / Dati validi fino a 328 ft ASG. Per altezze superiori consultare Comansa / Допустимые данные до 328 фут ВПК. Для более высоких высот консультируйтесь

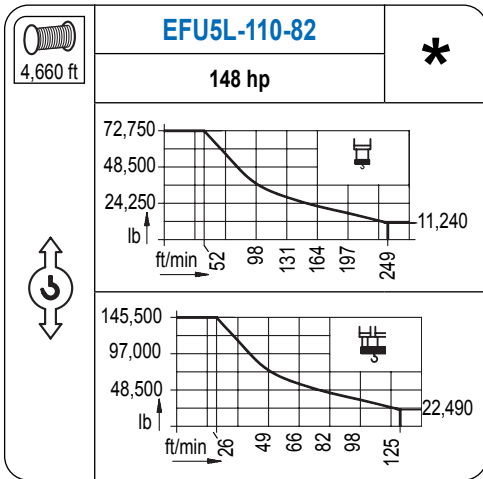
## MECANISMOS

Mechanisms / Mécanismes / Antriebe / Meccanismi / Механизмы

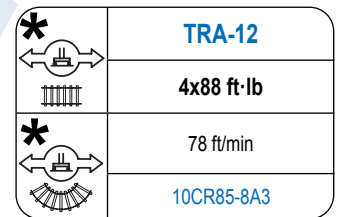
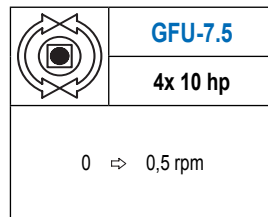
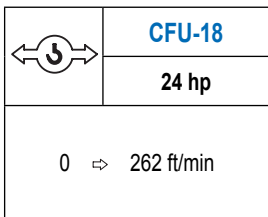
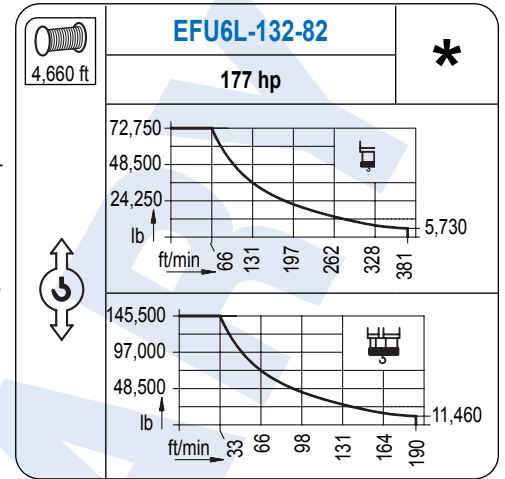


# MECANISMOS

Mechanisms / Mécanismes / Antriebe / Meccanismi / Механизмы



Para mecanismos de alta capacidad de cable consultar cargas. / For mechanisms with high drum capacity, request loads. / Pour des mécanismes avec une grande capacité de câble il faut consulter. / Für Hubmechanismen mit hoher Kabelkapazität, Lastdiagramm anfragen. / Gru con tamburo ad alta capacità di avvolgimento fune, consultare il diagramma di carico. / Проконсультируйтесь о нагрузках при механизмах с большей вместимостью кабеля.



Elevación / Hoist / Levage / Hub / Sollevamento / Тип механизма (подъем)	Carro / Trolley / Chariot / Laufkatze / Carrello / Грузовая тележка	Giro / Slewing / Rotation / Drehbewegung / Rotazione / Поворот	Traslación / Travel / Translation / Verfahrbewegung / Traslazione / Ход	Tensión de alimentación / Operating voltage / Tension de service / Betriebsspannung / Tensione di alimentazione / Напряжение источника питания	Potencia requerida / Required power / Puissance requise / Benötigte Leistung / Potenza richiesta / требуемая мощность
EFU5-110-82	CFU-18	(4x) GFU-7.5	(4x) TRA-12	480 V 3 ph 60 Hz	148 kVA
EFU5L-110-82					148 kVA
EFU6-132-82					170 kVA
EFU6L-132-82					170 kVA

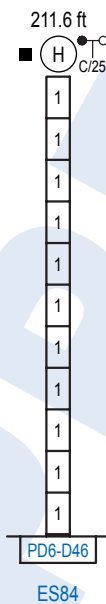
Opcional / Optional / En option / Kaufoption / Opzionale / Опционально

**\***

## ALTURAS BAJO GANCHO

Heights under hook / Hauteurs sous crochet / Hakenhöhen / Altezza sotto gancio / Высота под крюком

Ø 10.2 ft

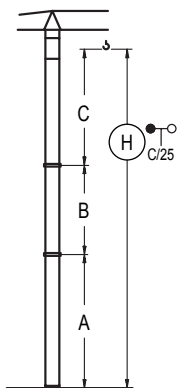


n°	Ref.	Ø	h
1	D46	10.2	18.0

Otras zonas de viento o alturas superiores consultar / Other wind zones or additional hook heights on request / Autres zones de vent ou des hauteurs supplémentaires sur demande / Andere Windzonen oder weitere Hakenhöhen auf Anfrage / Per zone con velocità del vento particolari o altezze superiori consultare il fabbricante / При других ветренных зонах о при большой высоте проконсультируйтесь с нами

# GRÚA ARRIOSTRADA

Braced crane / Grue à entretoisement / Abgespannter Kran / Gru ancorata / Наращиваемый кран



ES84	
A max	162.7
A min	144.7
B max	126.3
B min	126.3
C max	175.2
H max	337.9

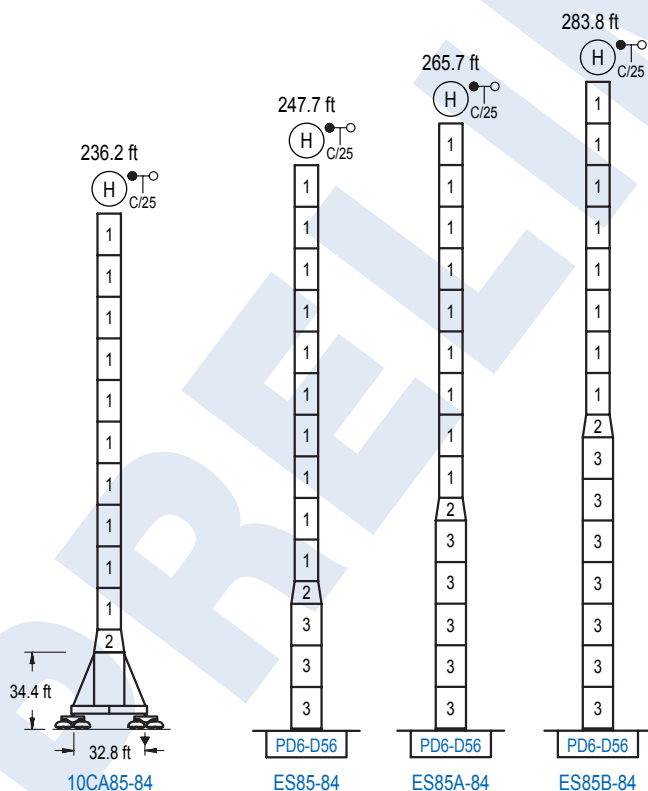
Otras zonas de viento o alturas superiores consultar / Other wind zones or additional hook heights on request / Autres zones de vent ou des hauteurs supplémentaires sur demande / Andere Windzonen oder weitere Hakenhöhen auf Anfrage / Per zone con velocità del vento particolari o altezze superiori consultare il fabbricante / При других ветренных зонах о при большой высоте проконсультируйтесь с нами

## ALTURAS ESPECIALES

Special heights / Spéciaux hauteurs / Extra Höhen / Conformazioni raccordate per altezze speciali / Для специальной высоты

∅ 13.1 ft

2100 Series



n°	Ref.	∅ (ft)	h (ft)
1	D46	10.2	18.0
2	TD56D46	13.1	9.8
3	D56	13.1	18.0

Otras zonas de viento o alturas superiores consultar / Other wind zones or additional hook heights on request / Autres zones de vent ou des hauteurs supplémentaires sur demande / Andere Windzonen oder weitere Hakenhöhen auf Anfrage / Per zone con velocità del vento particolari o altezze superiori consultare il fabbricante / При других ветренных зонах о при большой высоте проконсультируйтесь с нами