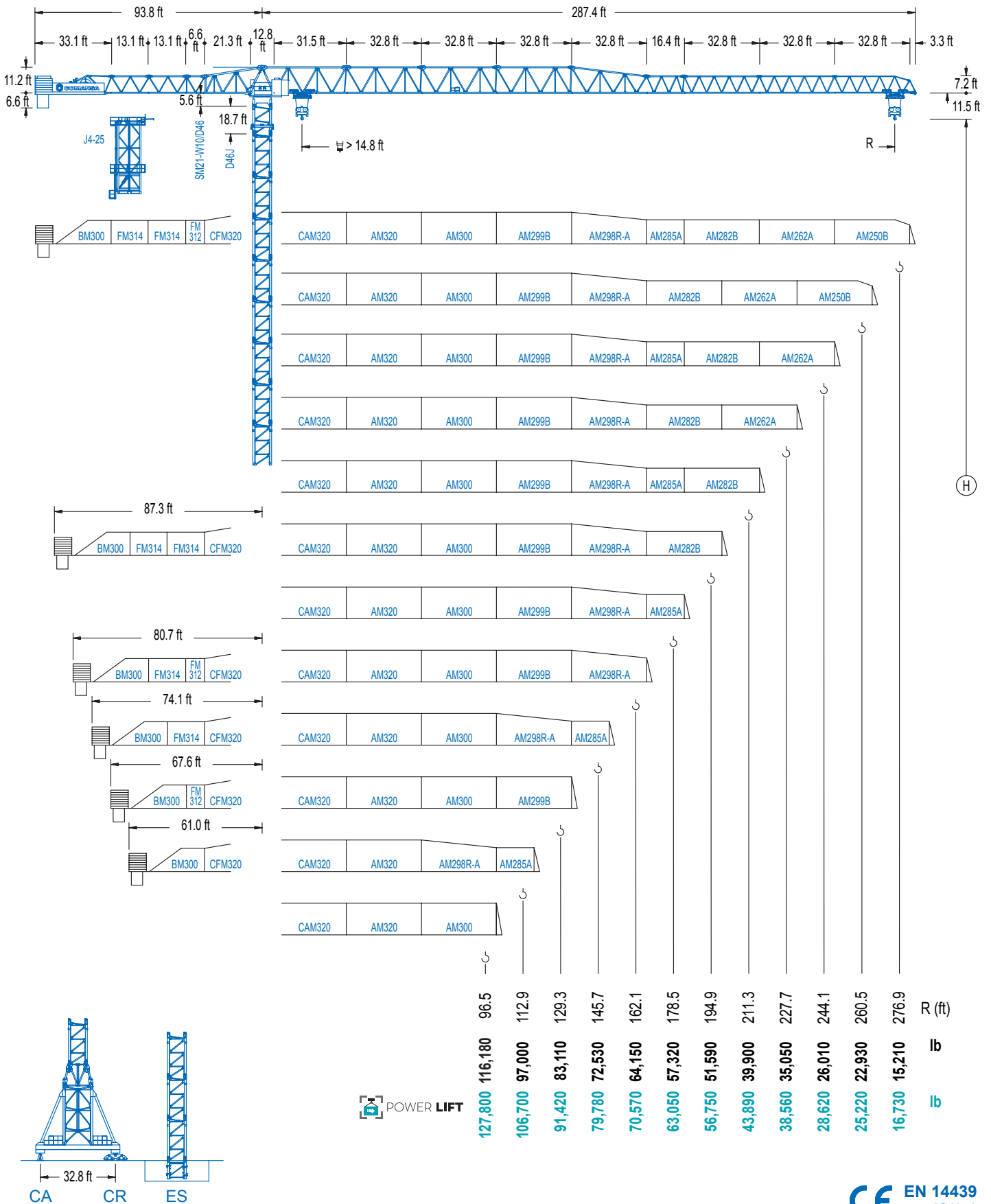




COMANSA

2100 Series


21 LC 1400 SC 145,500 lb



2100 Series

DIAGRAMA DE CARGAS

Load chart / Diagramme de charges / Lastdiagramm / Diagramma di carico / Диаграмма распределения нагрузки

R (ft)																	
276.9	49.5	59.1	65.6	82.0	98.4	114.8	131.2	147.6	164.0	180.4	196.9	213.3	229.7	246.1	262.5	276.9	ft
	145,500	117,150	103,130	78,700	62,990	52,030	43,960	37,740	32,850	28,860	25,570	22,800	20,410	18,390	16,600	15,210	lb
260.5	60.0	65.6	82.0	98.4	114.8	131.2	147.6	164.0	180.4	196.9	213.3	229.7	246.1	260.5			ft
	145,500	129,410	99,300	79,890	66,380	56,420	48,770	42,730	37,810	33,730	30,310	27,400	24,870	22,930			lb
244.1	60.7	65.6	82.0	98.4	114.8	131.2	147.6	164.0	180.4	196.9	213.3	229.7	244.1				ft
	145,500	132,850	101,980	82,120	68,250	58,050	50,220	44,000	38,980	34,810	31,310	28,310	26,010				lb
227.7	69.9	82.0	98.4	114.8	131.2	147.6	164.0	180.4	196.9	213.3	227.7						ft
	145,500	120,750	97,530	81,350	69,420	60,270	53,000	47,130	42,260	38,160	35,050						lb
211.3	71.5	82.0	98.4	114.8	131.2	147.6	164.0	180.4	196.9	211.3							ft
	145,500	124,230	100,400	83,800	71,540	62,130	54,670	48,630	43,650	39,900							lb
194.9	80.7	98.4	114.8	131.2	147.6	164.0	180.4	194.9									ft
	145,500	115,540	96,630	82,690	72,000	63,510	56,660	51,590									lb
178.5	80.7	98.4	114.8	131.2	147.6	164.0	178.5										ft
	145,500	115,390	96,500	82,580	71,890	63,430	57,320										lb
162.1	80.4	98.4	114.8	131.2	147.6	162.1											ft
	145,500	115,060	96,210	82,340	71,670	64,150											lb
145.7	80.1	98.4	114.8	131.2	145.7												ft
	145,500	114,620	95,860	82,010	72,530												lb
129.3	79.7	98.4	114.8	129.3													ft
	145,500	114,130	95,440	83,110													lb
112.9	79.4	98.4	112.9														ft
	145,500	113,690	97,000														lb
96.5	79.4	96.5															ft
	145,500	116,180															lb

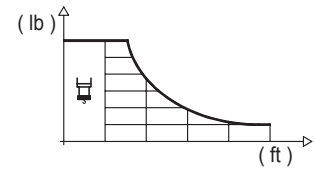

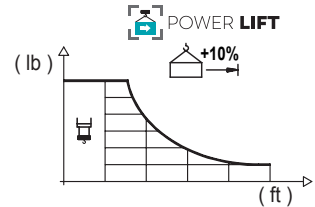


DIAGRAMA DE CARGAS POWERLIFT

Load chart PowerLift / Diagramme de charges PowerLift / Lastdiagramm PowerLift / Diagramma di carico PowerLift / Диаграмма распределения нагрузки PowerLift

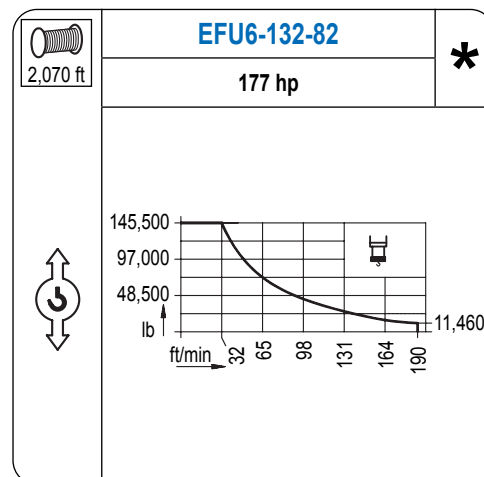
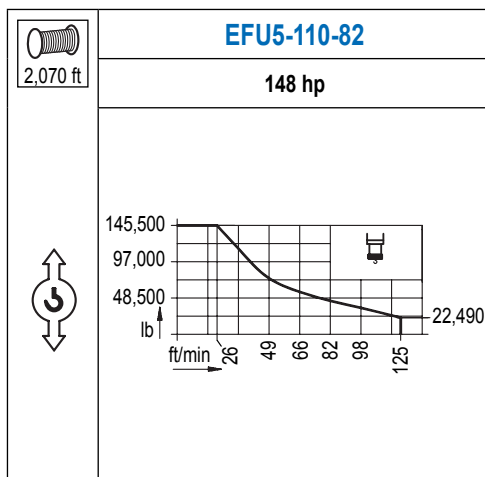
R (ft)																	
276.9	52.2	65.6	75.5	82.0	98.4	114.8	131.2	147.6	164.0	180.4	196.9	213.3	229.7	246.1	262.5	276.9	ft
	145,500	110,080	93,030	84,150	67,460	55,820	47,240	40,670	35,450	31,220	27,730	24,780	22,270	20,110	18,210	16,730	lb
260.5	63.3	75.5	82.0	98.4	114.8	131.2	147.6	164.0	180.4	196.9	213.3	229.7	246.1	260.5			ft
	145,500	118,060	106,990	86,240	71,760	61,090	52,910	46,410	41,160	36,790	33,140	30,000	27,310	25,220			lb
244.1	64.6	75.5	82.0	98.4	114.8	131.2	147.6	164.0	180.4	196.9	213.3	229.7	244.1				ft
	145,500	121,520	110,160	88,850	73,960	63,010	54,590	47,930	42,530	38,050	34,280	31,080	28,620				lb
227.7	74.8	82.0	98.4	114.8	131.2	147.6	164.0	180.4	196.9	213.3	227.7						ft
	145,500	131,000	105,980	88,510	75,640	65,760	57,940	51,590	46,320	41,910	38,560						lb
211.3	77.1	82.0	98.4	114.8	131.2	147.6	164.0	180.4	196.9	211.3							ft
	145,500	135,050	109,280	91,340	78,090	67,920	59,880	53,350	47,930	43,890							lb
194.9	86.9	98.4	114.8	131.2	147.6	164.0	180.4	194.9									ft
	145,500	126,130	105,600	90,480	78,880	69,690	62,240	56,750									lb
178.5	86.9	98.4	114.8	131.2	147.6	164.0	178.5										ft
	145,500	126,100	105,600	90,480	78,880	69,690	63,050										lb
162.1	86.9	98.4	114.8	131.2	147.6	162.1											ft
	145,500	125,900	105,420	90,340	78,750	70,570											lb
145.7	86.6	98.4	114.8	131.2	145.7												ft
	145,500	125,600	105,160	90,100	79,780												lb
129.3	86.3	98.4	114.8	129.3													ft
	145,500	125,220	104,850	91,420													lb
112.9	86.3	98.4	112.9														ft
	145,500	124,910	106,700														lb
96.5	86.3	96.5															ft
	145,500	127,800															lb



Datos válidos hasta 328 ft de ABG. Para alturas mayores consultar / Valid data up to 328 ft HUH. Additional heights on request / Données valables jusqu'à 328 ft HSC. Pour des autres hauteurs, merci de nous consulter / Gültige Daten bis zu 328 ft HH. Bei höheren Hakenhöhen nachfragen / Dati validi fino a 328 ft ASG. Per altezze superiori consultare Comansa / Допустимые данные до 328 фут ВПК. Для более высоких высот консультируйтесь

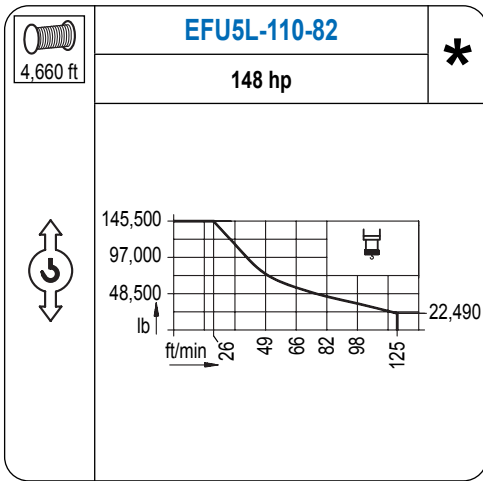
MECANISMOS

Mechanisms / Mécanismes / Antriebe / Meccanismi / Механизмы

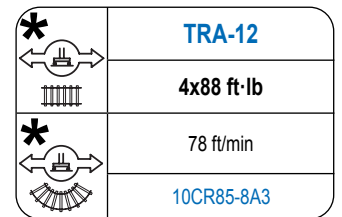
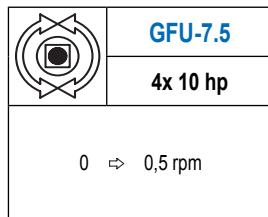
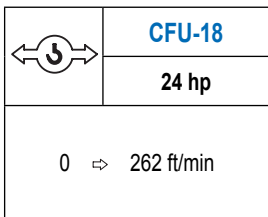
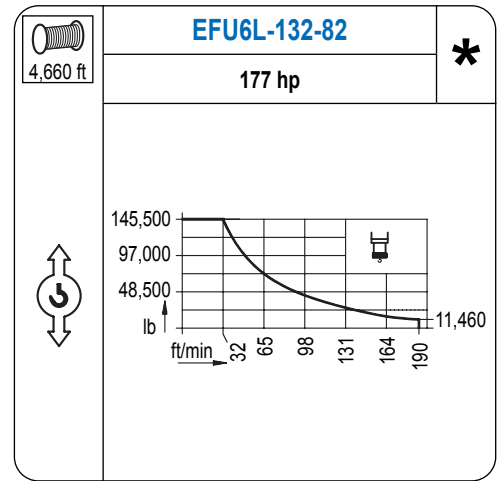


MECANISMOS

Mechanisms / Mécanismes / Antriebe / Meccanismi / Механизмы



Para mecanismos de alta capacidad de cable consultar cargas. / For mechanisms with high drum capacity, request loads. / Pour des mécanismes avec une grande capacité de câble il faut consulter. / Für Hubmechanismen mit hoher Kabelkapazität, Lastdiagramm anfragen. / Gru con tamburo ad alta capacità di avvolgimento fune, consultare il diagramma di carico. / Проконсультируйтесь о нагрузках при механизмах с большей вместимостью кабеля.



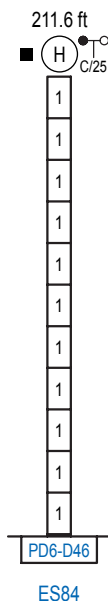
Elevación / Hoist / Levage / Hub / Sollevamento / Тип механизма (подъем)	Carro / Trolley / Chariot / Laufkatze / Carrolo / Грузовая тележка	Giro / Slewing / Rotation / Drehbewegung / Rotazione / Поворот	Traslación / Travel / Translation / Verfahrbewegung / Traslazione / Ход	Tensión de alimentación / Operating voltage / Tension de service / Betriebsspannung / Tensione di alimentazione / Напряжение источника питания	Potencia requerida / Required power / Puissance requise / Benötigte Leistung / Potenza richiesta / требуемая мощность
EFU5-110-82	CFU-18	(4x) GFU-7.5	(4x) TRA-12	480 V 3 ph 60 Hz	148 kVA
EFU5L-110-82					148 kVA
EFU6-132-82					170 kVA
EFU6L-132-82					170 kVA

Opcional / Optional / En option / Kaufoption / Opzionale / Опционально

ALTURAS BAJO GANCHO

Heights under hook / Hauteurs sous crochet / Hakenhöhen / Altezza sotto gancio / Высота под крюком

∅ 10.2 ft

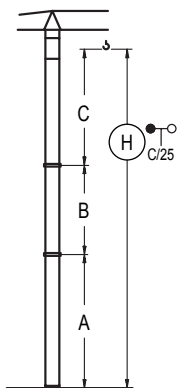


n°	Ref.	∅	h
1	D46	10.2	18.0

Otras zonas de viento o alturas superiores consultar / Other wind zones or additional hook heights on request / Autres zones de vent ou des hauteurs supplémentaires sur demande / Andere Windzonen oder weitere Hakenhöhen auf Anfrage / Per zone con velocità del vento particolari o altezze superiori consultare il fabbricante / При других ветренных зонах о при большой высоте проконсультируйтесь с нами

GRÚA ARRIOSTRADA

Braced crane / Grue à entretoisement / Abgespannter Kran / Gru ancorata / Наращиваемый кран



	ES84	
A max	162.7	
A min	144.7	
B max	126.3	126.3
B min	-	126.3
C max	175.2	
H max	337.9	464.2

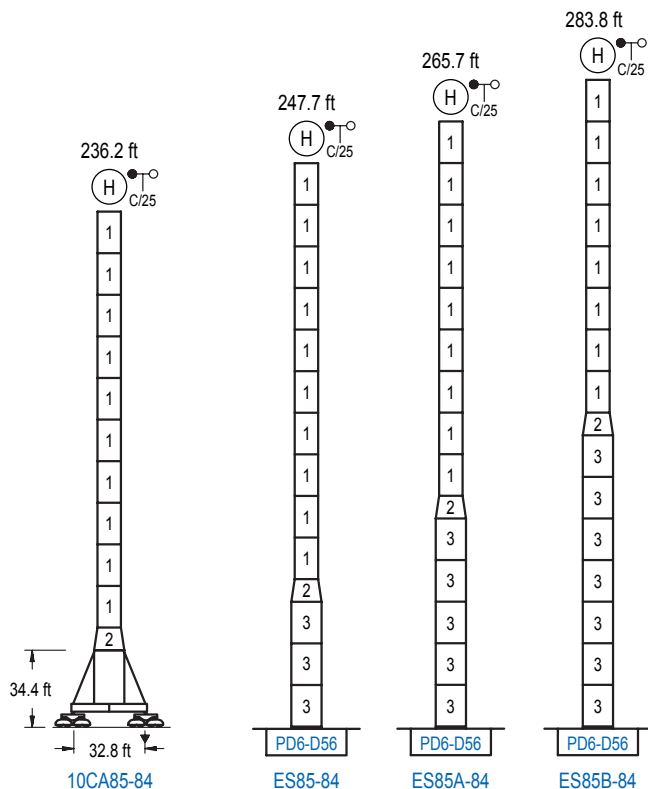
Otras zonas de viento o alturas superiores consultar / Other wind zones or additional hook heights on request / Autres zones de vent ou des hauteurs supplémentaires sur demande / Andere Windzonen oder weitere Hakenhöhen auf Anfrage / Per zone con velocità del vento particolari o altezze superiori consultare il fabbricante / При других ветренных зонах о при большой высоте проконсультируйтесь с нами

ALTURAS ESPECIALES

Special heights / Spéciaux hauteurs / Extra Höhen / Conformazioni raccordate per altezze speciali / Для специальной высоты

∅ 13.1 ft

2100 Series



n°	Ref.	∅	h
1	D46	10.2	18.0
2	TD56D46	13.1	9.8
3	D56	13.1	18.0

Otras zonas de viento o alturas superiores consultar / Other wind zones or additional hook heights on request / Autres zones de vent ou des hauteurs supplémentaires sur demande / Andere Windzonen oder weitere Hakenhöhen auf Anfrage / Per zone con velocità del vento particolari o altezze superiori consultare il fabbricante / При других ветренных зонах о при большой высоте проконсультируйтесь с нами